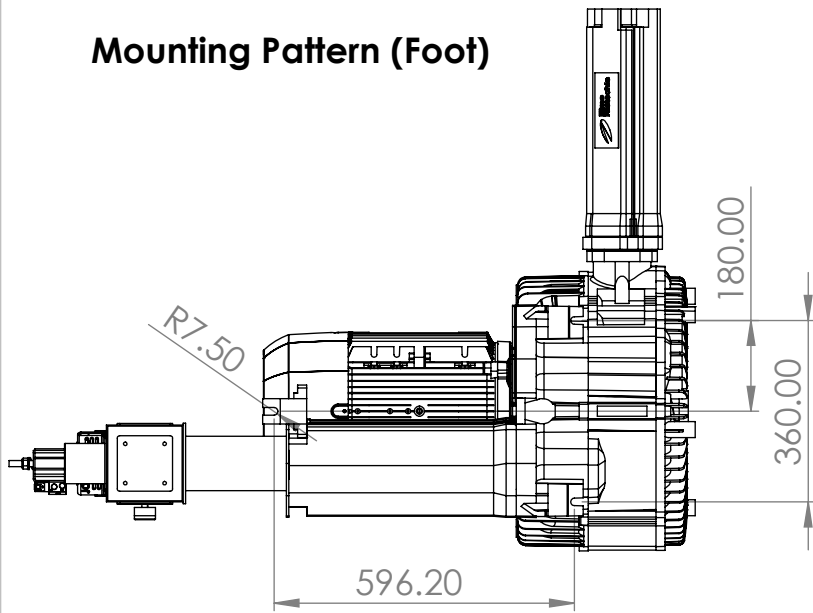
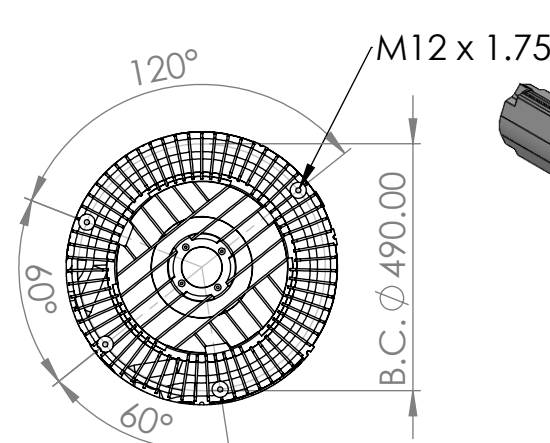


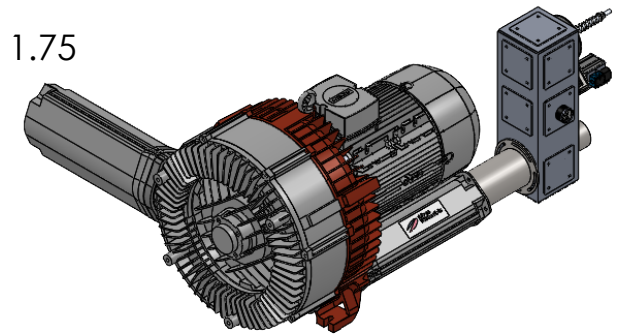
Mounting Pattern (Foot)



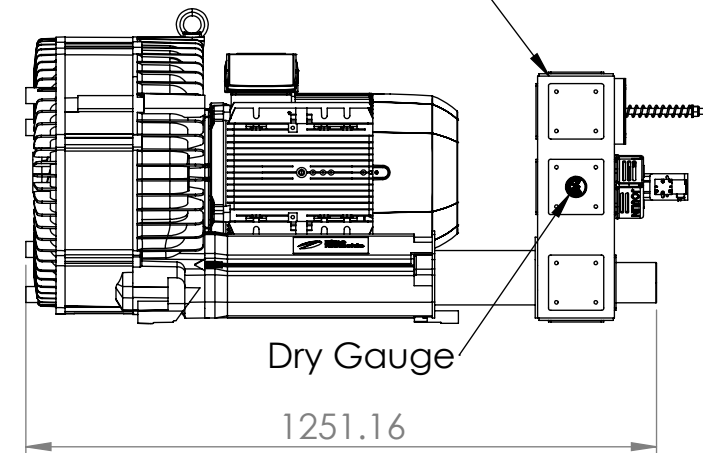
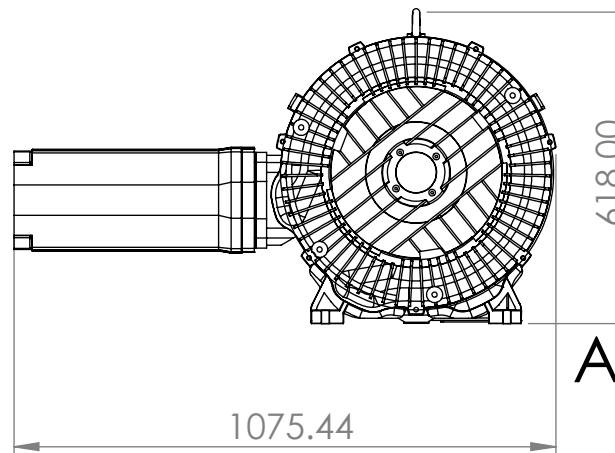
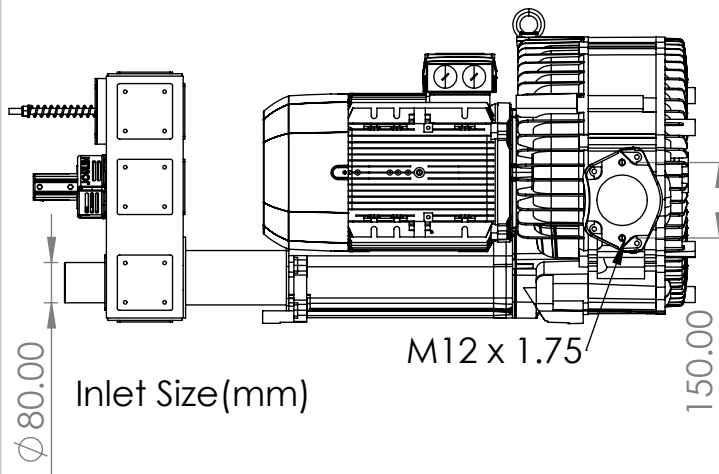
Mounting Pattern (Face)



DETAIL A



Blower Control Module



Dry Gauge

Frequency [Hz]	Phase	Rated Motor Power [kW]	Max Vacuum [mbar]	Input voltage [V]	Input Motor Current [A]	Flow at zero Vacuum [m3/h]	Sound pressure level Db [A]	Weight kg [Lb]	Weight kg [Lb] w/BCM
Motor reference :2BH1910-1HK36 / PN :0000.108.000.004 - Assembly (Motor+BCM) reference: 0000.108.001.001									
50	3	21.3	-440	YY 190-210	76.6	1100	72	298 [657]	309 [679.5]
				Δ 220-240	66.3				
				Y 380-420	38.3				
60	3	24.5	-440	YY 220-240	76	1330	76	298 [657]	309 [679.5]
				Y 440-480	38				
Reference :2BH1910-7HC35 / PN :0000.038.000.004 - Assembly (Motor+BCM) reference: 0000.108.001.004									
50	3	20	-420	Δ 475-525	36	320	73	293 [170]	304 [668.5]
60	3	23	-440	Δ 550-600	36.8	380	75	293 [170]	304 [668.5]



Scale: 1:15

Rev:

