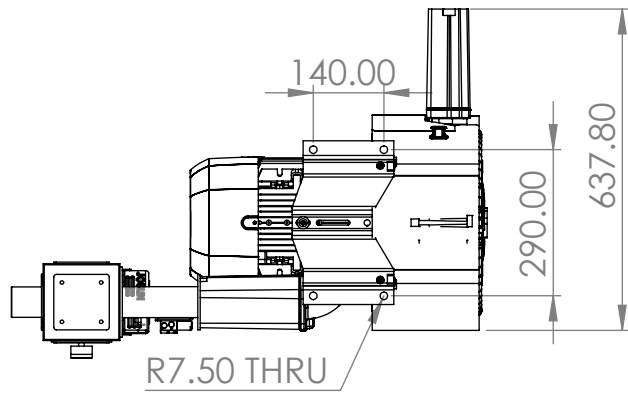
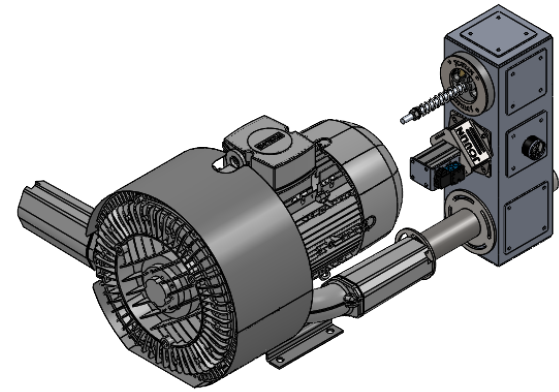
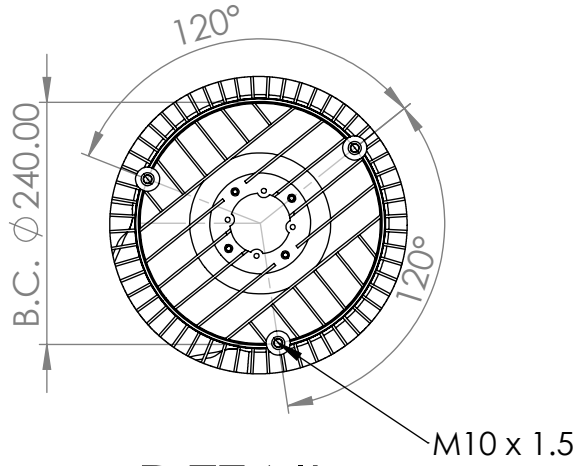


Mounting Pattern(Foot)

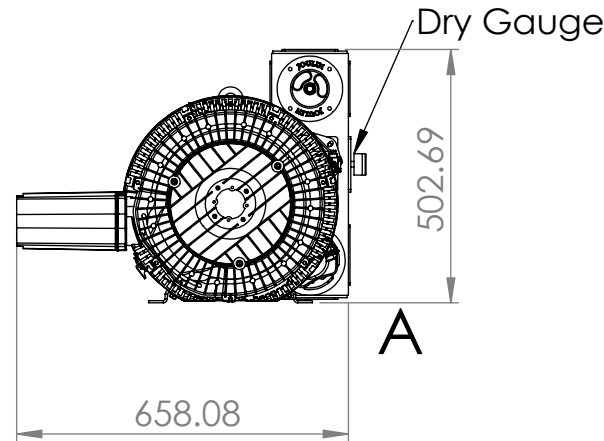
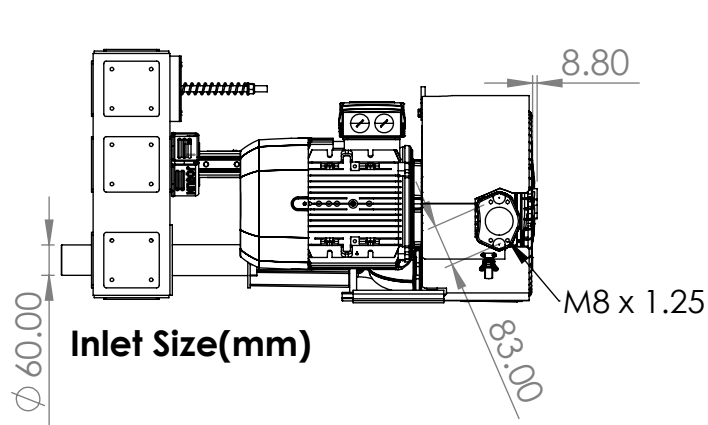


Mounting Pattern(Face)

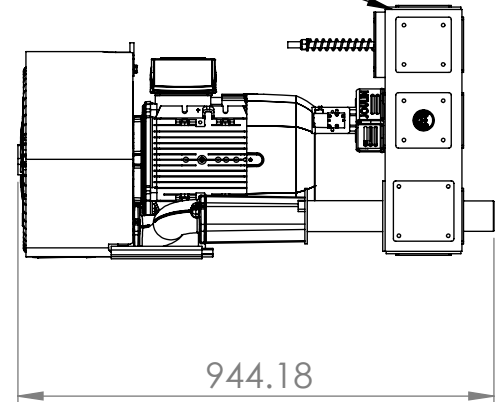


DETAIL A

SCALE 2 : 15



Blower Control Module



Frequency [Hz]	Phase	Rated Motor Power [kW]	Max Vacuum [mbar]	Input voltage [V]	Input Motor current [A]	Flow at zero Vacuum [m3/h]	Sound pressure level Db [A]	Weight kg [Lb]	Weight kg [Lb] w/BCM
Reference : 2BH1610-1HK46 / PN : 0000.035.000.004 - Assembly Reference (Includes BCM) : 0000.035.001.004									
50	3	6,3	-420	YY	190-210	23,6	320	71	73 [161]
				Δ	220-240	20,4			
				Y	380-420	11,8			
60	3	7,3	-440	YY	220-240	24	380	75	81 [178.5]
				Y	440-480	12			
Reference : 2BH1610-1HQ45 / PN : 0000.035.000.005 - Assembly Reference (Includes BCM) : 0000.035.001.006									
50	3	6,3	-420	Δ	475-525	9,5	320	73	77 [170]
60	3	7,3	-440	Δ	550-600	9,6	380	75	



Scale: 1:15

Rev:

