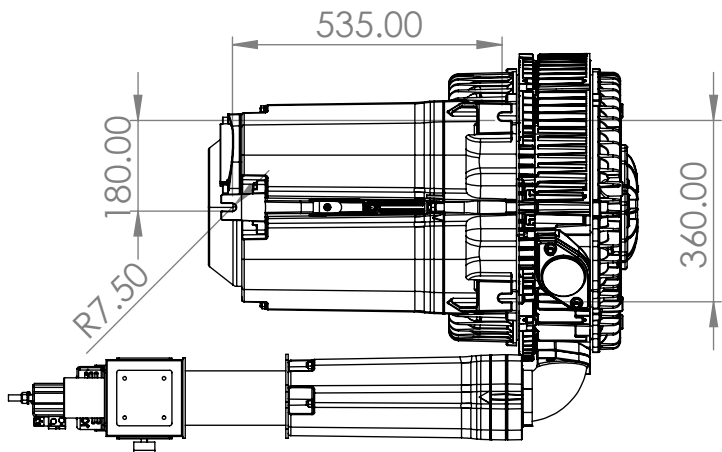
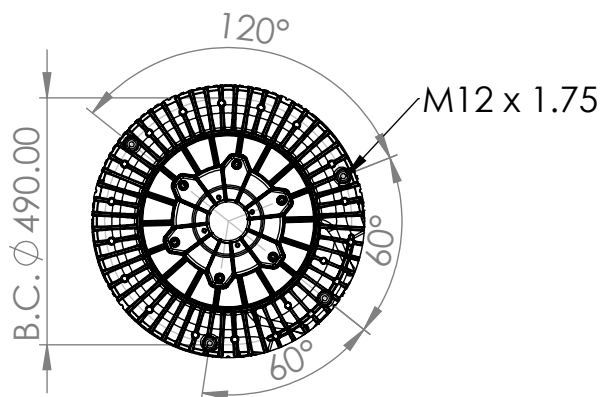


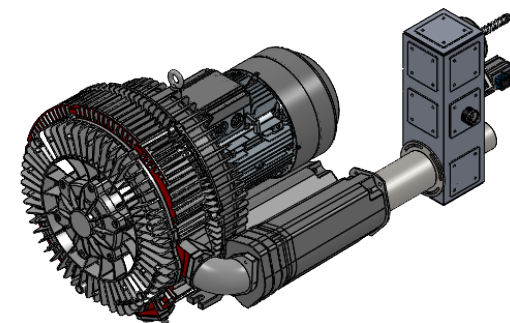
Mounting Pattern(Foot)



Mounting Pattern(Face)

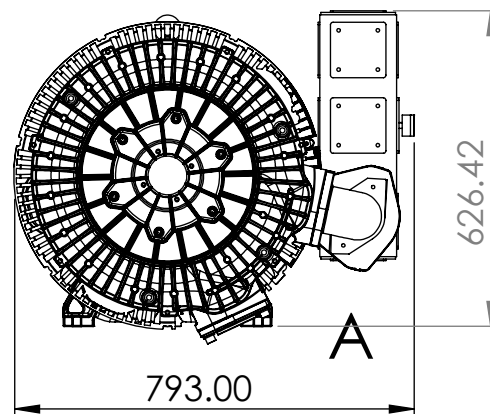
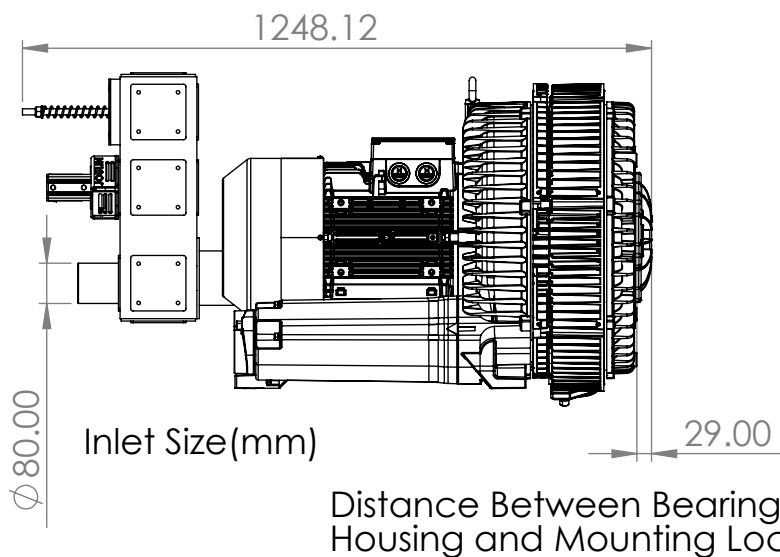
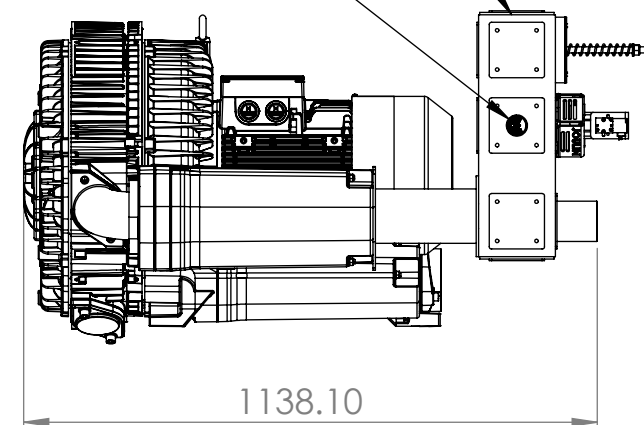


DETAIL A



Blower Control Module

Dry Gauge



Frequency [Hz]	Phase	Rated Motor Power [kW]	Max Vacuum [mbar]	Input voltage [V]	Input current [A]	Flow at zero Vacuum [m3/h]	Sound pressure level Db [A]	Weight kg [Lb]	Weight kg [Lb] w/BCM
Reference : HRC1452 / PN : 0000.108.000.007 - Assembly (Motor+BCM) reference: 0000.108.001.002									
50	3	20	-440	Δ Δ	190	1110	74	204 [450]	215 [473]
				Δ	380				
60	3	23	-440	Δ Δ	230	1310	78	204 [450]	215 [473]
				Δ	460				



Scale: 1:15

Rev:

