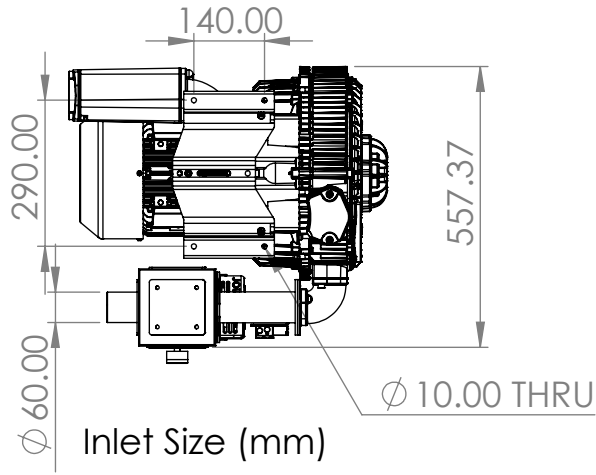
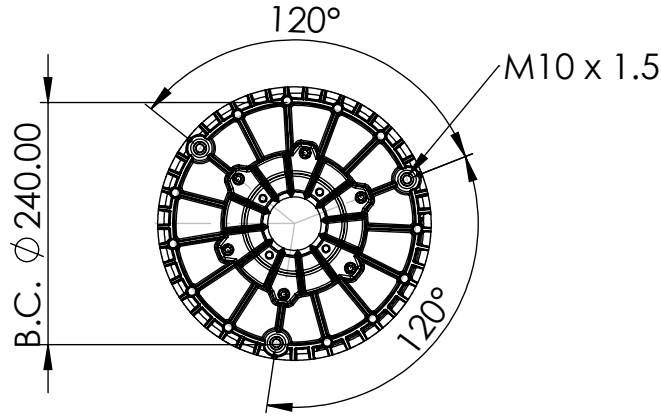


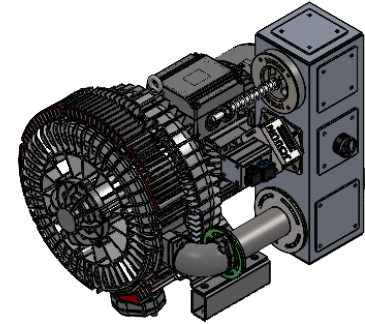
Mounting Pattern (Foot)



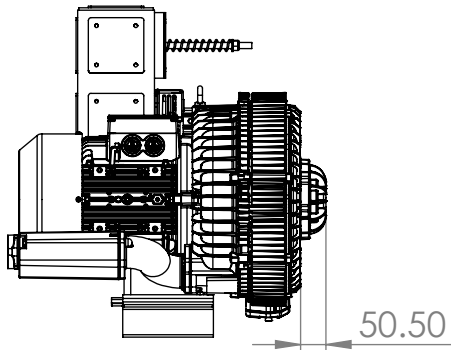
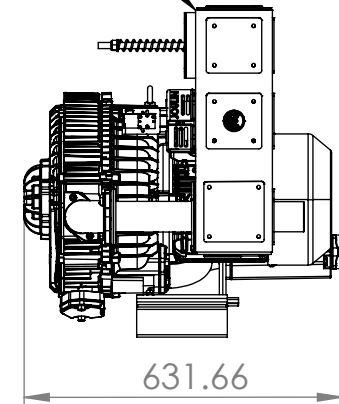
Mounting Pattern (Face)



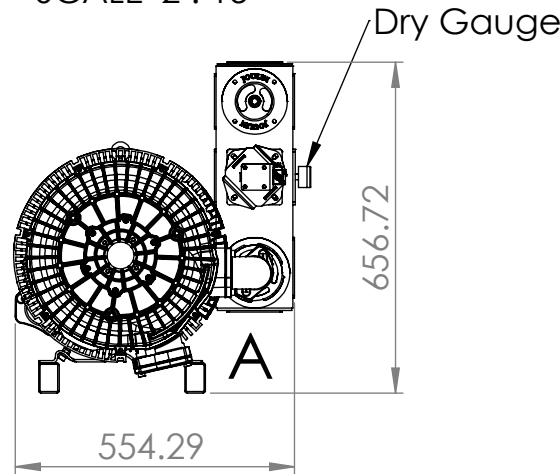
DETAIL A
SCALE 2 : 15



Blower Control Module



Distance Between Bearing Housing and Mounting Locations



Frequency [Hz]	Phase	Rated Motor Power [kW]	Max Vacuum [mbar]	Input voltage [V]	Input Motor current [A]	Flow at zero Vacuum [m3/h]	Sound pressure level Db [A]	Weight kg [Lb]	Weight kg [Lb] w/BCM
Motor Reference : HRC902 / PN : 0000.035.000.008 - Assembly Reference (Includes BCM) : 0000.035.001.005									
50	3	5.5	-440	Δ Δ 190 Δ 380	26.6 13.3	320	73	70 [154]	78 [172]
60	3	6.3	-440	Δ Δ 230 Δ 460	23 13.3	385	76		
Reference : HRC902-575 / PN : 0000.035.000.005 - Assembly Reference (Includes BCM) : 0000.035.001.008									
50	3	5.5	-440	Δ 277 Y 480	14.6 8.43	320	73	70 [154]	78 [172]
60	3	6.3	-440	Δ 332 Y 575	13.6 8.03	385	76		



Scale: 1:15

Rev:

